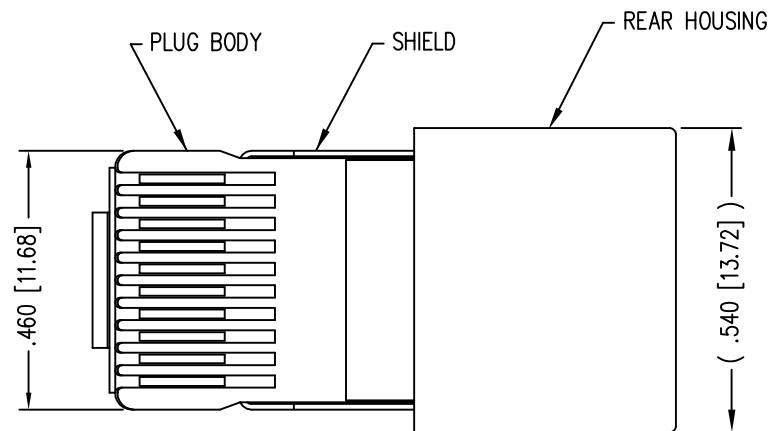
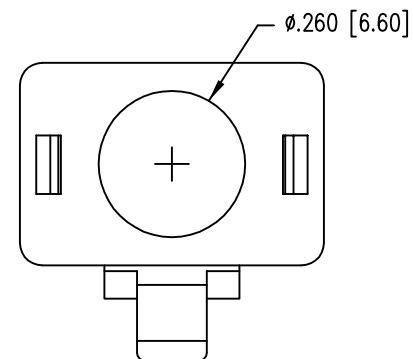
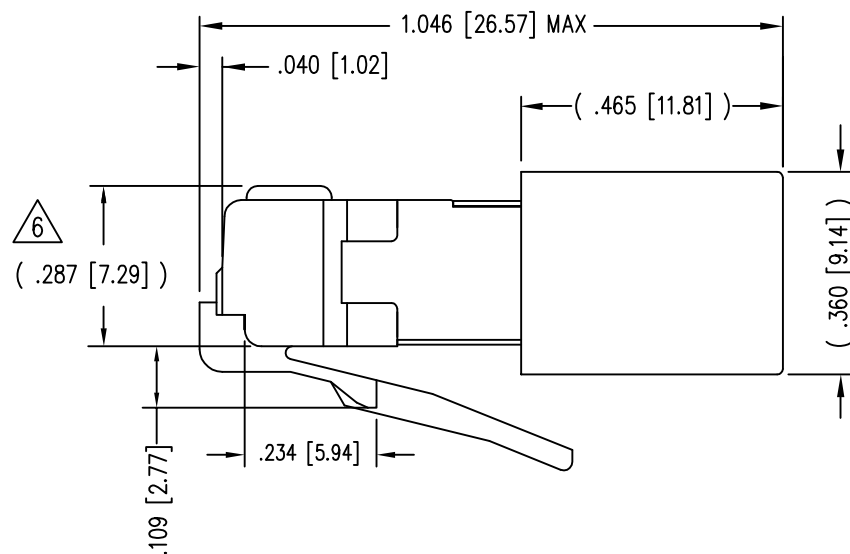
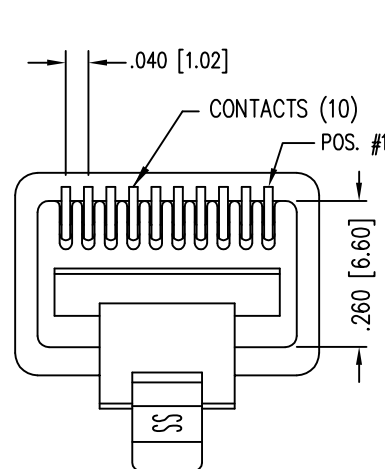


| DATE    | REV | ECN   | APP'D. BY |
|---------|-----|-------|-----------|
| 1-16-06 | A2  | 7440  | JM        |
| 2-8-11  | A3  | 9125  | SMN       |
| 5-23-12 | A4  | 9475  | SMN       |
| 1-7-15  | A5  | 10172 | TRM       |



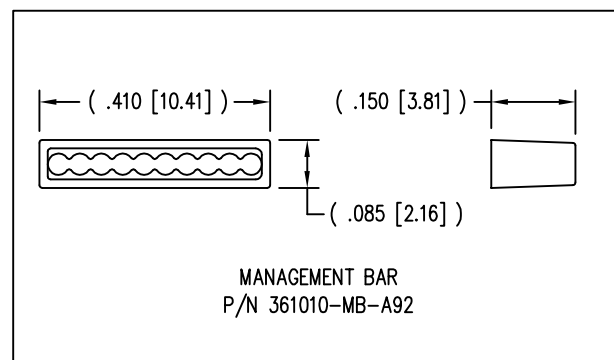
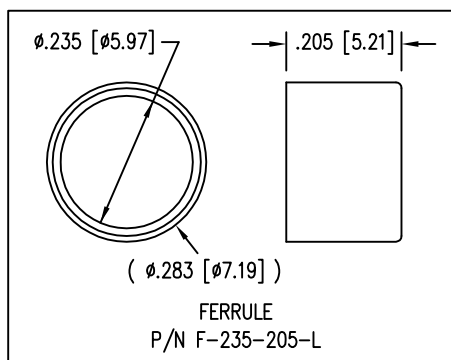
( SHOWN ASSEMBLED )



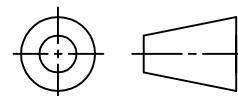
NOTES:

- 1- PLUG KIT CONSISTS OF :  
PRE-INSERTED PLUG HOUSING & SHIELD  
MANAGEMENT BAR  
FERRULE
- 2- MATERIALS :  
FRONT HOUSING PLASTIC : CLEAR POLYCARBONATE, UL 94-V0  
MANAGEMENT BAR : CLEAR POLYCARBONATE, UL 94-V0  
SHIELD : TIN PLATED BRASS  
CONTACTS : PHOSPHOR BRONZE, SELECTIVE GOLD PLATING  
FERRULE : NICKEL OR TIN PLATED BRASS
- 3- CONTACTS TERMINATE STRANDED CONDUCTORS UP TO .037 [0.94] OUTSIDE DIAMETER OF INSULATION.
- 4- FOR PRODUCT SPECIFICATION SEE PR026-01.
- 5- DIMENSIONS & TOLERANCES COMPLY WITH TIA-1096 STANDARD
- 6- TERMINATED PLUG HEIGHT: .237 [6.02] ±.005 [0.13] ON CABLE

|         |                                |                    |
|---------|--------------------------------|--------------------|
| BULK    | 50 MICRO-INCHES [1.27um]       | 937-SP-361010-A161 |
| PACKAGE | CONTACT PLATING IN MATING AREA | PART NUMBER        |



THIRD ANGLE PROJECTION



1118 Susquehanna Trail South  
Glen Rock, PA 17327-9199  
(717) 235-7512  
<http://www.stewartconnector.com>

DO NOT SCALE DRAWING  
DRAWING IS SUBJECT TO CHANGE WITHOUT NOTICE

TITLE: 10 X 10 SHIELDED PLUG

DIMENSIONS: INCHES [METRIC]  
UNLESS OTHERWISE SPECIFIED TOLERANCES ARE ±.005 [0.13] ANGLES ARE ± 1°

THIS DRAWING AND THE SUBJECT MATTER SHOWN THEREON ARE CONFIDENTIAL AND THE PROPRIETARY PROPERTY OF STEWART CONNECTOR AND SHALL NOT BE REPRODUCED, COPIED, OR USED IN ANY MANNER WITHOUT PRIOR WRITTEN CONSENT OF STEWART CONNECTOR. THIS PRODUCT MAY BE PROTECTED BY ONE OR MORE OF THE FOLLOWING US PATENTS:  
5628647 6402559 6409535 6524128  
7753717 8033863  
OTHER PATENTS MAY BE PENDING.

|          |          |      |         |
|----------|----------|------|---------|
| DRN BY:  | RS       | DATE | 5-24-95 |
| APPD BY: | JW       | DATE | 5-24-95 |
| DWG NO.  | CT360103 | REV. | A5      |

SHEET NO. 1 OF 1